

1 2 3 4 5 6 7 8

A

B

C

D

E

F

A

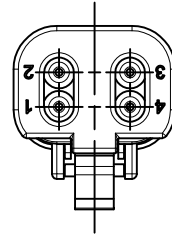
B

C

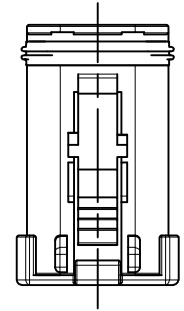
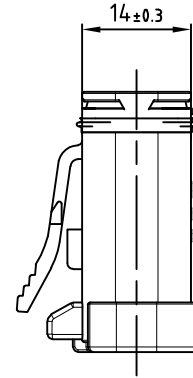
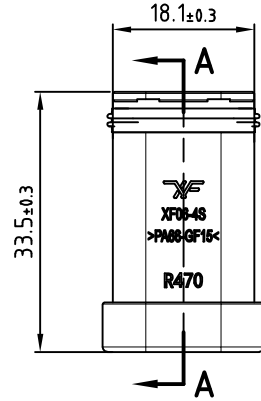
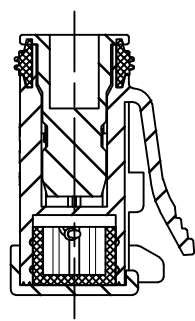
D

E

F

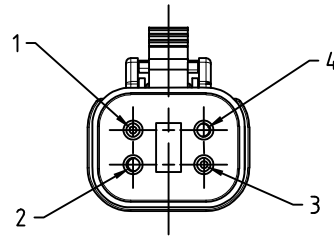


A-A




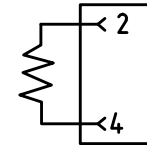
SPECIFICATIONS:

1. Resistance value: 470 Ω
2. Power: 1/2W 1%
3. Current rating: 0.08A
4. Operating temperature: -55° C TO +125° C
5. Dielectric withstanding voltage: less than 2
6. Milliamps current leakage @ 1500 VOLTS AC.
7. Insulation resistance: 1000 megohms MIN @ 25° C.
8. Moisture resistance: IP67(mated condition)
9. Mating cycle durability: 100 cycles
10. RoHS compliant
11. The font height is 0.1mm
12. There is no bad injection molding, crush, deformation and so on on the surface of the product.
13. The tail cover adopts ultrasonic welding technology



WIRING DIAGRAM

470 OHMS
1/2 WATT
1%



XF 宁波翔洋电气有限公司
NINGBO XF ELECTRONIC CO.,LTD

Design	Zhang	2025.4	Revision	01
Proofread	Yang	2025.4		
Approval	Zhang	2025.4	Scale	1.5:1

Name	Connector
DrawingNo	XFDT06-4S-470 Ω
Material	PA66+GF
Color	Black
Weight Kg	
Pages	

1 2 3 4 5 6 7 8